Android

tangem

How to check a balance of your Start2Coin card.

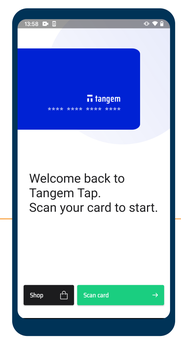

1 Start the Tangem Tap app and press the "Scan card" button

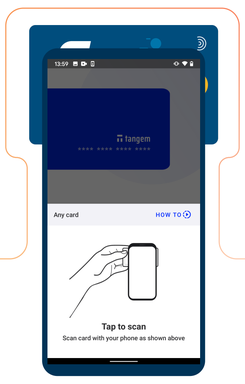

2 Tap a card as shown on the screen

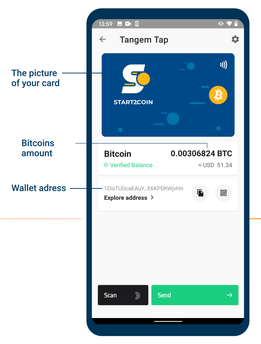

3 Once the validation is complete, you'll see this screen

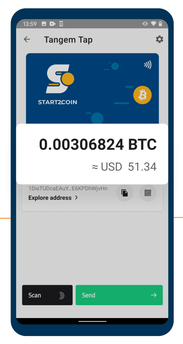

Here is the balance of your Start2Coin card validated in the blockchain

tangem

How to transfer Bitcoins from Start2Coin card

1.
Start the Tangem Tap app and press the "scan card" button

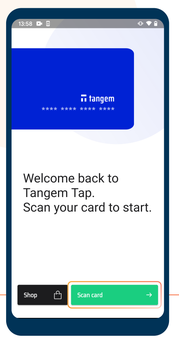

2.
Tap a card as shown on the screen

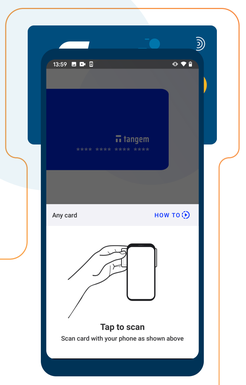

3.
Tap "send"

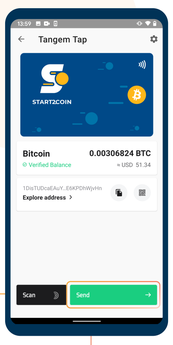

4.
Enter the destination wallet address or scan it from the QR code

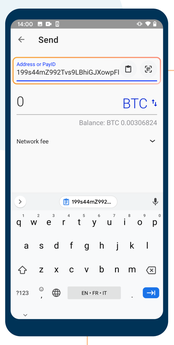

5.
Enter the amount to transfer.

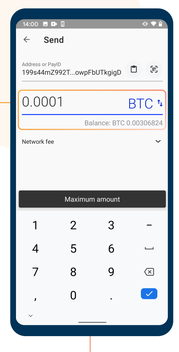

6.
Choose fee, check the address and tap "send"

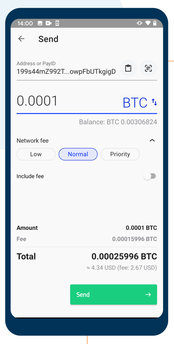

7.
Tap & hold the card on the back of the phone until operation is complete

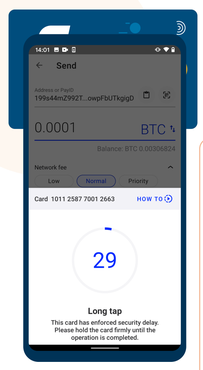

8.
Please wait while your transaction will be approved in blockchain

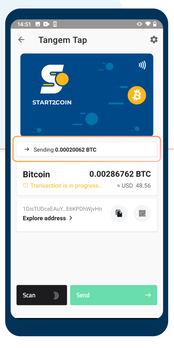

Bitcoins are transferred.

Transfer Complete

iOS

tangem

How to check a balance of your Start2Coin card.

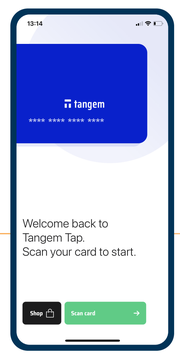

1 Start the Tangem Tap app and press the "Scan card" button

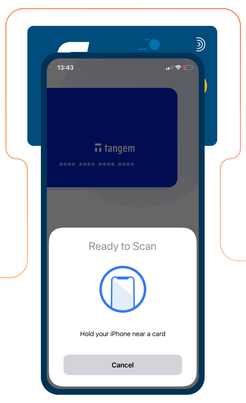

2 Tap a card as shown on the screen

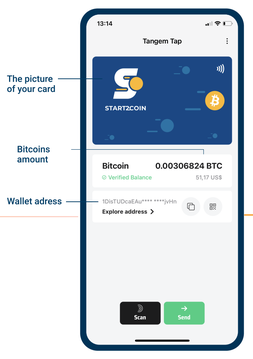

3 Once the validation is complete, you'll see this screen

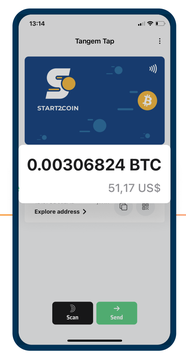

Here is the balance of your Start2Coin card validated in the blockchain

tangem

How to transfer Bitcoins from Start2Coin card

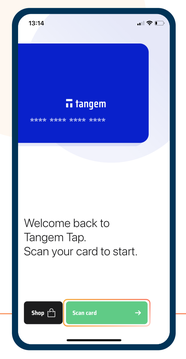

1.
Start the Tangem Tap app and press the "Scan card" button



2.
Tap a card as shown on the screen

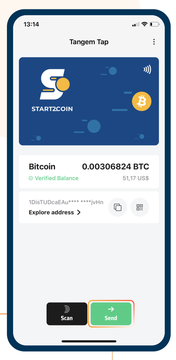

3.
Tap "send"

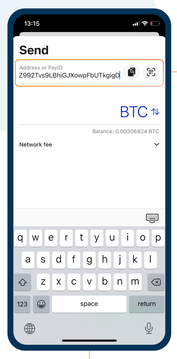

4.
Enter the destination wallet address or scan it from the QR code

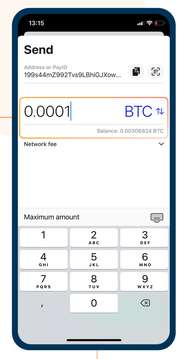

5.
Enter the amount to transfer

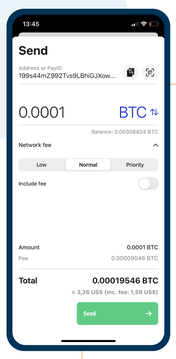

6.
Choose fee, check the address and tap "send"

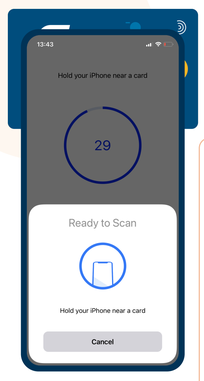

7.
Tap & hold the card on the back of the phone until operation is complete

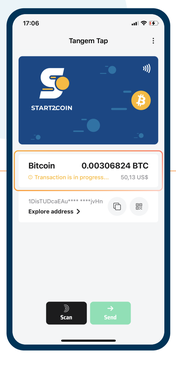

8.
Please wait while your transaction will be approved in blockchain

Bitcoins are transferred.

Transfer Complete